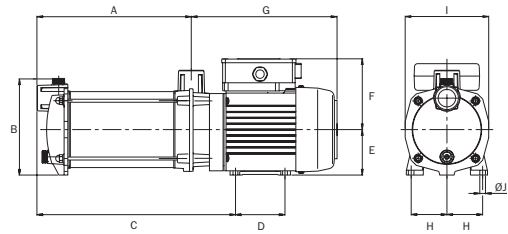
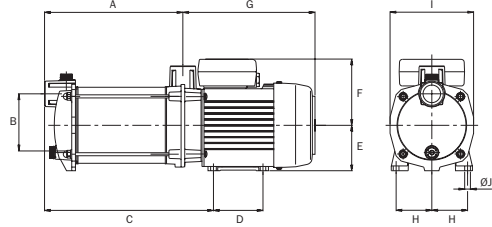


Prisma25

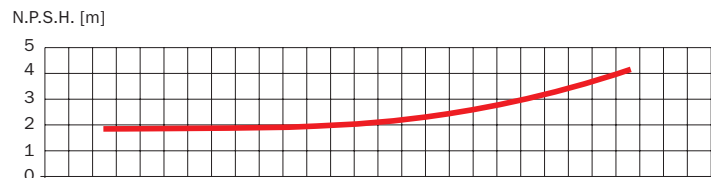
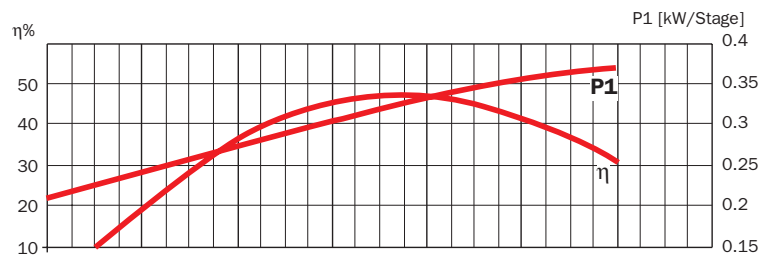
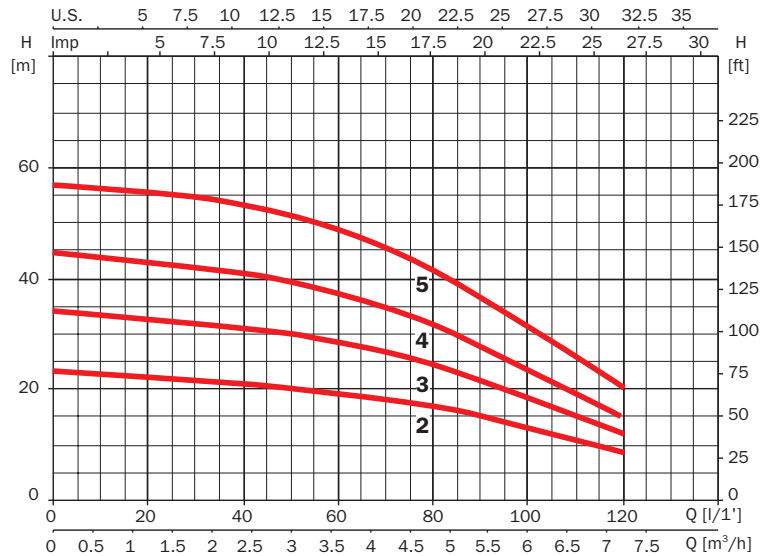
Prisma25 2 / 3 / 4



Prisma25 5



	A	B	C	D	E	F	G	H	I	J	Kg
Prisma25 2	175.5	127	226	82	75	109.5	218	59	138	8	12.5
Prisma25 3	202	127	252.5	82	75	109.5	218	59	138	8	13.5
Prisma25 4	228.5	127	279	82	75	109.5	218	59	138	8	14.6
Prisma25 5	255	127	328	82	75	109.5	240.5	59	138	8	17.2



230 V 50 Hz	230/400 V 50 Hz	A			P1 (kW)		kW	HP	μF	L/1'	15	30	45	60	75	90	105	120
		1~ 230 V	3~ 230 V	3~ 400 V	1~	3~												
Prisma25 2M	Prisma25 2	4.3	2.9	1.7	0.9	0.85	0.55	0.75	16		22	21	20.5	19	17	15	12	8
Prisma25 3M	Prisma25 3	5.5	3.5	2	1.2	1	0.75	1.0	16		33	32	30.5	28	26	22	17	12
Prisma25 4M	Prisma25 4	6.8	4.3	2.5	1.5	1.4	0.92	1.25	16		43	42	40	37	33	28	22	15
Prisma25 5M	Prisma25 5	7.4	5.2	3	1.7	1.7	1.1	1.5	25		56	55	52.5	48	43	37	29	20